

English
No Problem!

Reproducible
Masters

FOR LITERACY BOOK



Graphic Organizers
Assessment Masters
Supplemental Activities and Unit Tests

L I T E R A C Y B O O K

English

No Problem!

Reproducible

Masters

Elizabeth Minicz

William Rainey Harper College
Palatine, IL

Marcia L. Taylor

Bernard Kleiman JobLink Learning Center
ISPAT Inland Steel, Inc.
East Chicago, IN

New Readers Press

English—No Problem!™
English—No Problem! Literacy Reproducible Masters
ISBN 1-56420-365-4

Copyright © 2004 New Readers Press
New Readers Press
Division of ProLiteracy Worldwide
1320 Jamesville Avenue, Syracuse, New York 13210
www.newreaderspress.com

All rights reserved. No part of this book may be reproduced or transmitted in any form or by any means, electronic or mechanical, including photocopying, recording, or by any information storage and retrieval system, without permission in writing from the publisher.

Printed in the United States of America
9 8 7 6 5 4 3 2 1

All proceeds from the sale of New Readers Press materials support literacy programs in the United States and worldwide.

Acquisitions Editor: Paula L. Schlusberg
Developer: Mendoza and Associates
Project Director: Roseanne Mendoza
Project Editor: Pat Harrington-Wydell
Content Editor: Terrie Lipke
Production Director: Heather Witt-Badoud
Designer: Kimbrly Koennecke
Illustrations: Janet Ohlsen, James Wallace
Production Specialist: Jeffrey R. Smith
Cover Design: Kimbrly Koennecke
Cover Photography: Robert Mescavage Photography

Contents

Teacher Directions for Unit Checkup/Review 5

Reproducible Masters

Customizable Graphic Organizers

- Master 1 Bingo Chart
- Master 2 2-Column Chart
- Master 3 3-Column Chart
- Master 4 4-Column Chart
- Master 5 Idea Map
- Master 6 Calendar

Generic Assessment Masters

- Master 7 Oral Communication Rubric
- Master 8 Written Communication Rubric

Masters for Warm-Up Unit A

- Master 9 Reading: Letters and Numbers – Use after Lesson 5, page 15.
- Master 10 Game: Go Fish – Use after Lesson 5, page 15.

Masters for Warm-Up Unit B

- Master 11 Reading: Find the Letter – Use after Lesson 5, page 21.
- Master 12 Game: Going to School – Use after Lesson 5, page 21.
- Master 13 Game: What Color Is It? – Use after Lesson 5, page 21.

Masters for Unit 1

- Master 14 Reading: The Letter *P* – Use after Lesson 1, page 26.
- Master 15 Study Skills: Follow Directions – Use after Lesson 1, page 26.
- Master 16 Game: Is This My Classroom? – Use after Lesson 2, page 29.
- Master 17 Unit Checkup/Review – Use to assess or review Unit 1. Has two pages.

Masters for Unit 2

- Master 18 Life Skills: Who Are You? – Use after Lesson 1, page 35.
- Master 19 Reading: The Letter *M* – Use after Lesson 2, page 40.
- Master 20 Reading: The Letter *N* – Use after Lesson 2, page 40.
- Master 21 Game: Tell Me the Answer – Use after Lesson 2, page 40.
- Master 22 Unit Checkup/Review – Use to assess or review Unit 2. Has two pages.

Masters for Unit 3

- Master 23 *Game: Make a Face* – Use after Lesson 1, page 45.
- Master 24 *Reading: The Letter B* – Use after Lesson 2, page 47.
- Master 25 *Reading: The Letter D* – Use after Lesson 2, page 48.
- Master 26 *Life Skills: Using Polite Language* – Use after Lesson 2, page 50.
- Master 27 *Unit 3 Project: Your Week* – Use with the Unit 3 Project, page 51.
- Master 28 *Unit Checkup/Review* – Use to assess or review Unit 3. Has two pages.

Masters for Unit 4

- Master 29 *Game: Spend! Spend! Spend!* – Use after Lesson 1, page 55.
- Master 30 *Reading: The Letter T* – Use after Lesson 1, page 56.
- Master 31 *Reading: Months* – Use after Lesson 2, page 58.
- Master 32 *Life Skills: Writing a Check* – Use after Lesson 2, page 59.
- Master 33 *Reading: The Letter F* – Use after Lesson 2, page 60.
- Master 34 *Unit 4 Project: Places You Pay Cash* – Use with the Unit 4 Project, page 61.
- Master 35 *Unit Checkup/Review* – Use to assess or review Unit 4. Has two pages.

Masters for Unit 5

- Master 36 *Life Skills: Organize Information* – Use after Lesson 1, page 65.
- Master 37 *Reading: The Letter H* – Use after Lesson 1, page 65.
- Master 38 *Game: Match the Facts* – Use after Lesson 2, page 68.
- Master 39 *Reading: The Letter L* – Use after Lesson 2, page 70.
- Master 40 *Unit 5 Project: Going Shopping* – Use with the Unit 5 Project, page 71.
- Master 41 *Unit Checkup/Review* – Use to assess or review Unit 5. Has two pages.

Masters for Unit 6

- Master 42 *Reading: The Letter S* – Use after Lesson 2, page 79.
- Master 43 *Reading: The Letter R* – Use after Lesson 2, page 79.
- Master 44 *Life Skills: Organize Information* – Use after Lesson 2, page 79.
- Master 45 *Game: Match the Words* – Use after Lesson 2, page 79.
- Master 46 *Unit 6 Project: Make a Class Map* – Use with the Unit 6 Project, page 81.
- Master 47 *Unit Checkup/Review* – Use to assess or review Unit 6. Has two pages.

Answers and Listening Scripts 59

Teacher Directions for Unit Checkup/Review

(Unit Masters 17, 22, 28, 35, 41, 47)

Unit Checkups are designed to be scored on a scale of 100 points. These points are divided among the four parts. Suggested point values for specific questions are given in Answers and Listening Scripts in the back of this book. If a learner scores below 70 points on a Unit Checkup, have him or her review the material and take the Unit Checkup again. If a learner has trouble with only some parts of a Unit Checkup, you can have the learner review for and retake just those parts.

Master 1

Name: _____ Date: _____ Class: _____

Customizable Graphic Organizer Bingo Chart

1	2	3	4	5

This page may be photocopied for classroom use only. All other rights reserved. © New Readers Press.

Master 2

Name: _____ Date: _____ Class: _____

Customizable Graphic Organizer 2-Column Chart

Master 4

Name: _____ Date: _____ Class: _____

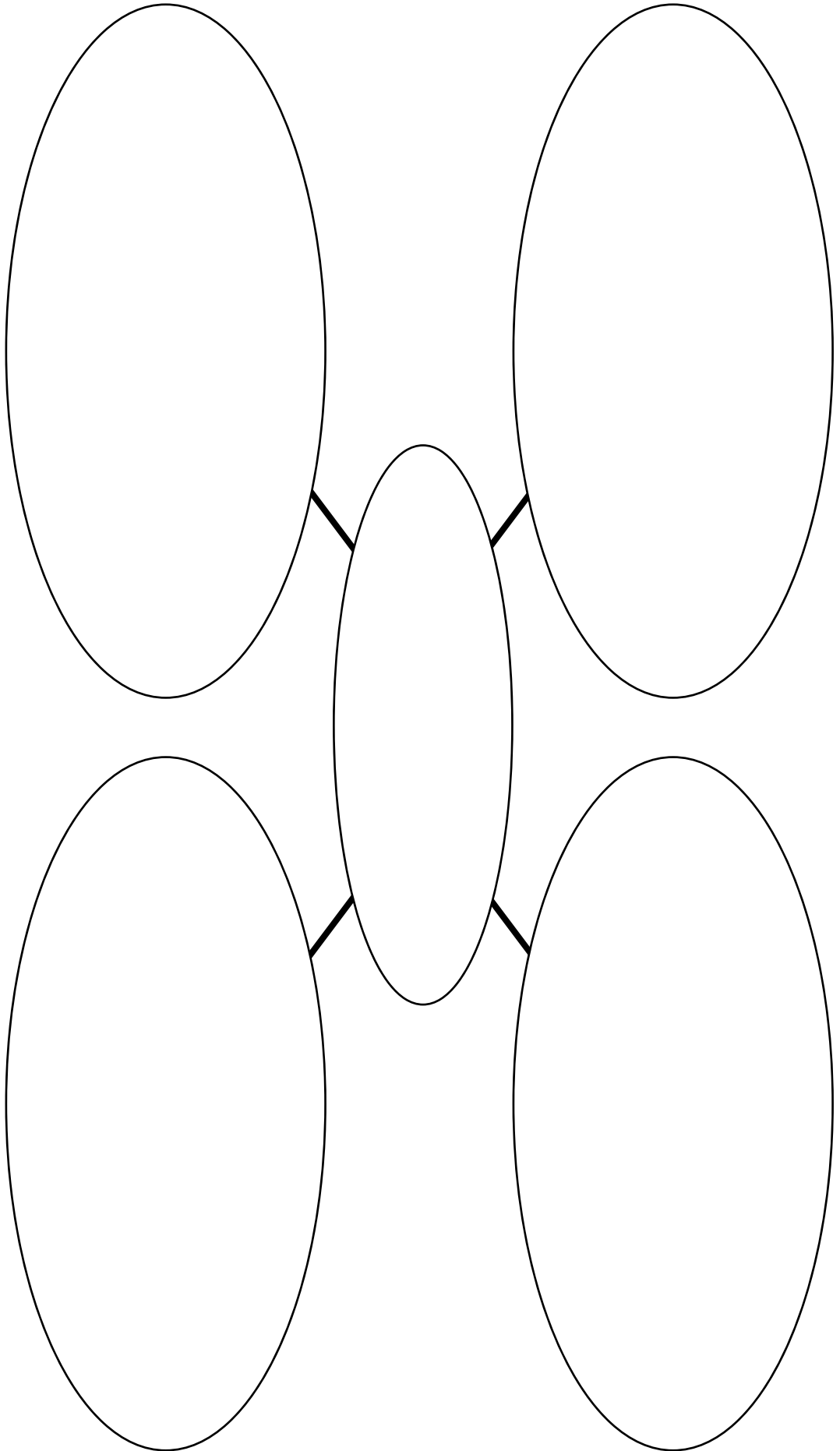
Customizable Graphic Organizer 4-Column Chart



Master 5

Name: _____ Date: _____ Class: _____

Customizable Graphic Organizer Idea Map



Master 6

Name: _____

Date: _____

Class: _____

Customizable Graphic Organizer Calendar

Master 7

Name: _____ Date: _____ Class: _____

Generic Assessment Master Oral Communication Rubric

How are your learners progressing? Use this set of rubrics to track progress as your learners engage in discussions, dialogues, and presentations.

Category	1	2	3	4
Fluency	No fluency; can only repeat words stated by others or recite memorized words and phrases	Speaks in isolated words and formulaic phrases in between long gaps	Speech is mostly formulaic but can sometimes be spontaneous, with frequent pauses and rephrasing	Can produce spontaneous speech, but hesitant, with silences to search for the correct word
Accuracy	No knowledge of grammar; cannot use accurate forms apart from memorized phrases	Can use several basic forms; no accuracy when speaking beyond these features	Some control of very basic grammar in speaking; frequent errors	Controls some complex forms; frequent errors in grammar that occasionally obscure meaning
Pronunciation	Heavily influenced by the first language and often unintelligible	Often influenced by the first language and frequently difficult to understand	Somewhat clear at times, but frequently causes misunderstanding and rephrasing	Clear for a number of statements, with a strong, noticeable accent
Vocabulary	No command of vocabulary in speech beyond repeating the words of others	Vocabulary limited to a few isolated words and phrases	Vocabulary centers on basic objects, places, and common family terms	Uses some complex words and a range of basic vocabulary; often uses the wrong word
Appropriateness (accuracy and politeness with language functions)	No functional communicative ability beyond a few simple phrases such as "thank you"	Asks and responds to very simple learned questions; can deal with survival needs	Can participate in very basic conversations in a few routine social situations	Uses some formulaic expressions correctly, but could be seen as too blunt in some situations

Total Score: _____

Master 8

Name: _____ Date: _____ Class: _____

Generic Assessment Master Written Communication Rubric

How are your students progressing? Use this set of rubrics to track progress as the students engage in various forms of writing to complete tasks and projects.

Category	1	2	3	4
Content	Copies the letters of the alphabet, numbers, and basic personal information	Can write a limited number of very common words and basic personal information on simplified forms	Can write common words and phrases related to immediate needs such as taking telephone messages and creating questions	Can perform basic writing tasks such as short personal notes and letters, using statements, questions, and a range of personal vocabulary
Organization	Word-level; writes individual words in lists with no organizational pattern	Phrase-level; can follow structure of simplified form or application, using common words and phrases	Sentence-level; can produce a series of simple sentences related to a topic	Simple discourse level; can follow the basic organization for letters and notes
Mechanics	No use of punctuation or capitalization	Capitalizes some proper nouns; no use of punctuation	Capitalizes proper nouns and the beginnings of sentences; uses periods to end sentences	Capitalizes words consistently; uses periods, commas, and other punctuation with frequent errors
Language Use	No command of grammar beyond copying the words of others	Able to write simple fixed expressions; cannot write grammatically without assistance	Able to write simple grammatical sentences, but with frequent errors; needs assistance	Able to write some simple sentences without errors, but often makes errors

Total Score: _____

Master 9

Use after Lesson 5, page 15.

Name: _____ Date: _____ Class: _____

Warm-Up Unit A: Cecile's Day

Reading: Letters and Numbers

Speak. Listen. Write.

Partner A speaks.

C6: H

D7: S

C8: T

D5: T

C7: A

D8: K

C5: C

D6: A

Partner A writes.

	1	2	3	4
A				
B				

fold here

Partner B writes.

	5	6	7	8
C				
D				

Partner B speaks.

A2: E

B3: P

A4: D

B1: C

A3: A

B4: Y

A1: R

B2: O

Master 10

Use after Lesson 5, page 15.

Name _____ Date: _____ Class: _____

Warm-Up Unit A: Cecile's Day

Game: Go Fish



A F K P U Z

B G L Q V

C H M R W

D I N S X

E J O T Y

To the Teacher: Copy this page four times and then cut out cards along dotted lines.

Master 11

Use after Lesson 5, page 21.

Name: _____ Date: _____ Class: _____

Warm-Up Unit B: Omar's Day

Reading: Find the Letter

Partner A speaks.

1. Circle a.
2. Circle e.
3. Circle h.
4. Circle o.
5. Circle f.
6. Circle m.
7. Circle s.
8. Circle y.

Partner A follows directions.

1. s**o**chool
2. read
3. video
4. store
5. white
6. orange
7. eight
8. zero

fold here

Partner B follows directions.

1. d**o**y
2. Cecile
3. alphabet
4. parking lot
5. office
6. home
7. listen
8. pharmacy

Partner B speaks.

1. Circle c.
2. Circle e.
3. Circle i.
4. Circle r.
5. Circle t.
6. Circle g.
7. Circle h.
8. Circle z.

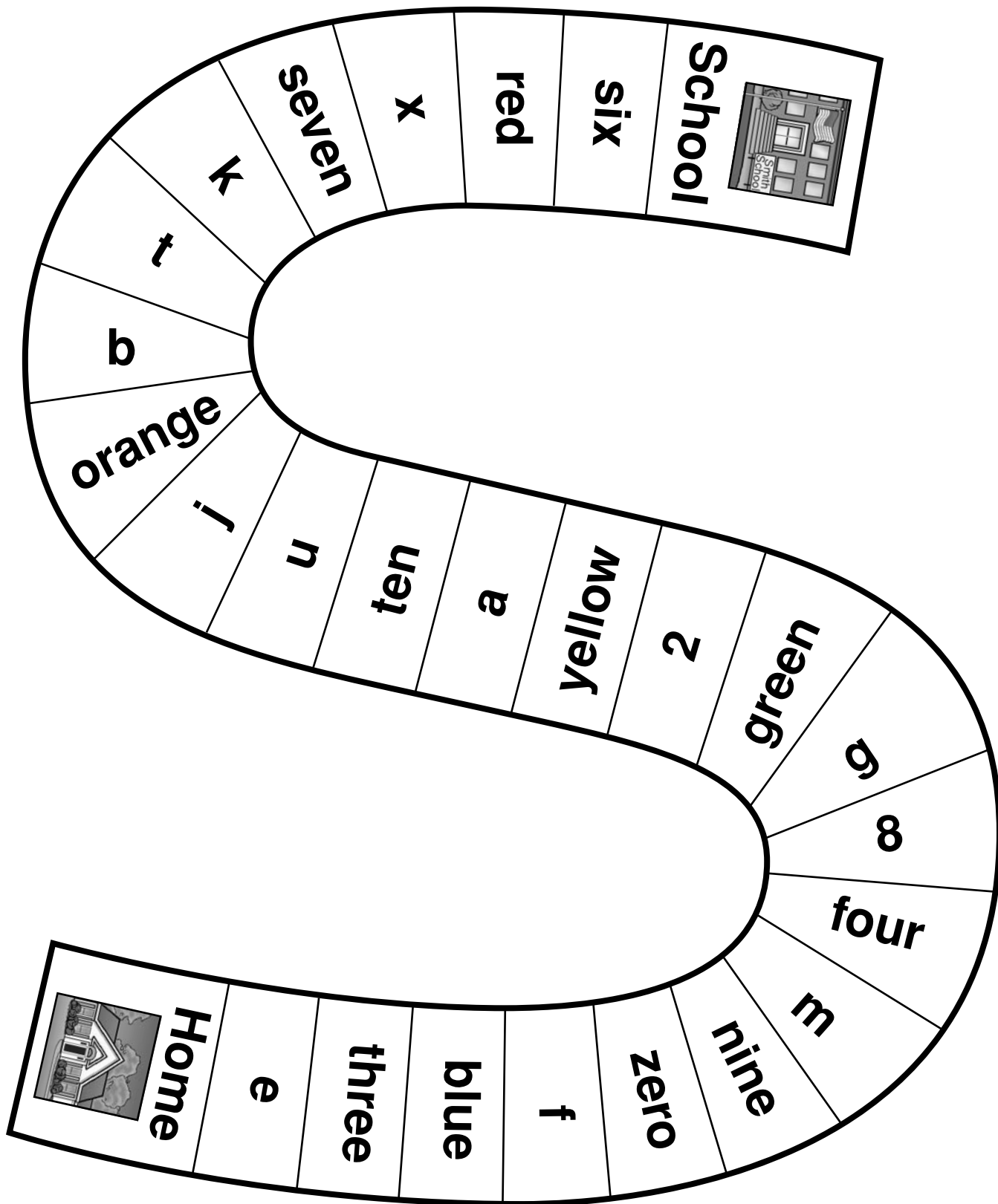
Master 12

Use after Lesson 5, page 21.

Name: _____ Date: _____ Class: _____

Warm-Up Unit B: Omar's Day

Game: Going to School



Master 13

Use after Lesson 5, page 21.

Name: _____ Date: _____ Class: _____

Warm-Up Unit B: Omar's Day

Game: What Color Is It?

Listen and color the boxes.

Partner A speaks.

J5: yellow

L4: red

K3: white

J4: brown

K4: blue

L5: orange

J3: green

K5: black

L3: purple

fold here

Partner B colors.

	3	4	5
J			
K			
L			

Partner A colors.

	8	9	10
T			
U			
V			

Partner B speaks.

T8: blue

U9: white

V8: black

U8: yellow

V10: purple

T9: red

V9: brown

T10: green

U10: orange

Master 14

Use after Lesson 1, page 26.

Name: _____ Date: _____ Class: _____

Unit 1: Welcome! Reading: The Letter P

A. Copy P and P.

P P _____
p p _____

B. Listen and write.

pen pen pen
pencil encil _____
point oint _____
purple urple _____
repeat re eat _____

C. Write more words with P.

Show the words to your teacher.

Show the words to a classmate.

Name: _____ Date: _____ Class: _____

Unit 1: Welcome!
Study Skills: Follow Directions

A. Listen and write the number.



point



learn



listen



check

1




speak



read



write



repeat

B. Listen and write the number.




teacher



student



pen



classroom



notebook

12



home



pencil



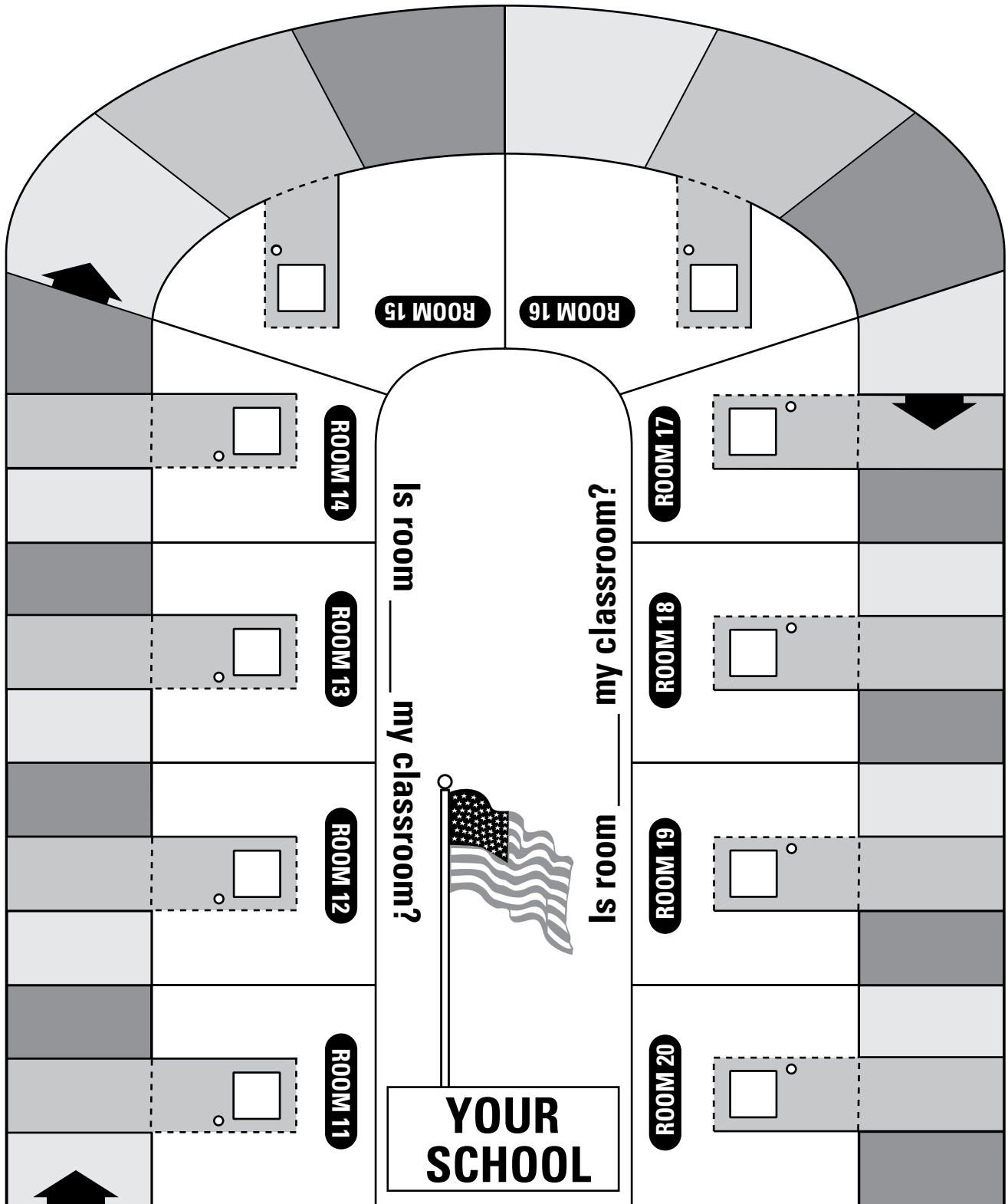
book

Master 16

Use after Lesson 2, page 29.

Name: _____ Date: _____ Class: _____

Unit 1: Welcome! Game: Is This My Classroom?



Start Here

Master 17b

Name: _____ Date: _____ Class: _____

Part 2: Listening

Listen. Circle.

- | | | | | |
|----|------------|-----------------------|----------------|---------------|
| 1. | ten pens | <u>eleven pencils</u> | a pencil | eleven people |
| 2. | an office | home | ten offices | open |
| 3. | learn | look | listen | English |
| 4. | read | home | repeat | write |
| 5. | classroom | circle | check | look |
| 6. | four books | fourteen notebooks | fourteen books | four students |

Part 3: Language

Circle the word.



- | | | | | | |
|----|-----------------|--------|-----------|-------------|------------|
| 1. | <u>notebook</u> | 2. pen | 3. school | 4. notebook | 5. teacher |
| | notebooks | pens | schools | notebooks | teachers |

Part 4: Vocabulary

- | | | | |
|------------------------------|-------------------------------|---------------------------------|---------------------------------|
| 1. Write <u>pencil</u> . | <u>pencil</u> | | |
| 2. Write <u>speak</u> . | _____ | | |
| 3. Check <u>read</u> . | read <input type="checkbox"/> | write <input type="checkbox"/> | speak <input type="checkbox"/> |
| 4. Circle <u>school</u> . | student | study | school |
| 5. Write <u>listen</u> . | _____ | | |
| 6. Check <u>office</u> . | off <input type="checkbox"/> | school <input type="checkbox"/> | office <input type="checkbox"/> |
| 7. Circle <u>classroom</u> . | room | class | classroom |

Master 18

Use after Lesson 1, page 35.

Name: _____ Date: _____ Class: _____

Unit 2: Smile!

Life Skills: Who Are You?

Cut out the sentences. Sort into two piles: YES or NO for you.
Read the YES sentences to a partner.

I am a man.	I am a brother.
I am a male.	I am a son.
I am a female.	I am a daughter.
I am a woman.	I am a grandmother.
I am a wife.	I am a grandfather.
I am a husband.	I am a Miss.
I am a child.	I am a Mr.
I am single.	I am a Mrs.
I am married.	I am a Ms.
I am a sister.	



This page may be photocopied for classroom use only. All other rights reserved. © New Readers Press.

Master 19

Use after Lesson 2, page 40.

Name: _____ Date: _____ Class: _____

Unit 2: Smile!

Reading: The Letter M

A. Copy M and m.

M M _____

m m _____

B. Listen and write.

man _an _____

married _arried _____

mother _other _____

Mrs. _rs. _____

Mr. _r. _____

Miss _iss _____

C. Write more words with m. Copy the words.

1. female female _____

2. grandmother _____

3. ms. _____

4. my _____

5. woman _____

6. family _____

7. number _____

8. email _____

Master 20

Use after Lesson 2, page 40.

Name: _____ Date: _____ Class: _____

Unit 2: Smile! Reading: The Letter *N*

A. Copy *N* and *n*.

N N _____

n n _____

B. Listen and write.

no _o _____

name _ame _____

nine _ine _____

number _umber _____

notebook _otebook _____

Nick _ick _____

C. Write more words with *n*. Copy the words.

1. woma_n woman

2. ma_____

3. pe_____

4. lear_____

5. so_____

6. liste_____

7. pe_cil _____



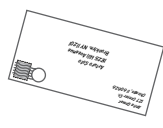


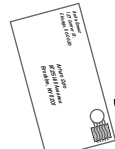



8. stude_t _____

Master 21

Use after Lesson 2, page 40.

Name: _____ Date: _____ Class: _____

Unit 2: Smile! Game: Tell Me the Answer

 START  FINISH	First Name	Last Name	Address 	Mother's Name
	State 	Tell Me The Answer.		MOVE 1 SPACE
Father's Name	Zip Code			
Teacher's Name	Phone Number 			
MOVE 1 SPACE	MOVE 1 SPACE			
City 			Sister's Name 	
Area Code			MOVE 1 SPACE	Grandfather's Name 

Master 22a

Use to assess or review Unit 2.

Name: _____ Date: _____ Class: _____

Unit 2: Smile! Unit Checkup/Review

Part 1: Learning for Life



Lee Park
2592 Purple St.
Chicago, IL
60126
(773) 555-9287

ID: 42-09-7-18
LPark@Green.com

Write.

1. Name Lee Park
2. ID number _____
3. street address _____
4. zip code _____
5. phone number _____
6. state _____

Part 2: Listening

Listen. Circle.

- | | | |
|----------------|---------------|-------------|
| 1. mother | father | brother |
| 2. sister | daughter | mother |
| 3. man | husband | son |
| 4. wife | woman | sister |
| 5. grandmother | grandfather | grandson |
| 6. grandson | granddaughter | grandfather |



Master 22b

Name: _____ Date: _____ Class: _____

Part 3: Language

Write.

✓ I he she they you

1.  I

4.  _____

2.  _____

5.  _____

3.  _____

Part 4: Vocabulary

Write the number.

1. twenty-five 25

3. thirty _____

2. twenty-two _____

4. twenty-eight _____

Read. Circle. Copy.

5. She is a father / mother. She is a mother.

6. He / She is a husband. _____

7. She is a daughter / son. _____

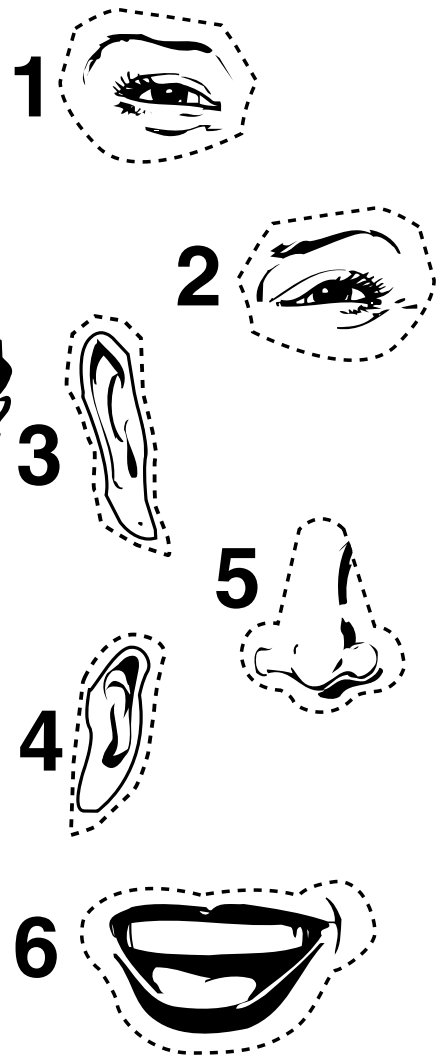

8. He / They are women. _____

Name: _____ Date: _____ Class: _____

Unit 3: You're Sick
Game: Make a Face

Talk to a partner. Ask and answer questions.

Example:



Master 24

Use after Lesson 2, page 47.

Name: _____ Date: _____ Class: _____

Unit 3: You're Sick

Reading: The Letter B

A. Copy B and b

B B _____

b b _____

B. Listen and write.

back _ack _____

backache _ackache _____

boss _oss _____

boy _oy _____

book _ook _____

blue _lue _____

C. Look for b Circle the b. Copy the word.

note**b**ook notebook

number _____

husband _____

D. Write more words with b.

Show the words to your teacher.

Show the words to a classmate.

Master 25

Use after Lesson 2, page 48.

Name: _____ Date: _____ Class: _____

Unit 3: You're Sick

Reading: The Letter *D*

A. Copy *D* and *d*.

D D _____

d d _____

B. Listen and write.

Dyna ___yna _____

day ___ay _____

do ___o _____

door ___oor _____

daughter ___aughter _____

C. Look for *d*. Circle the *d*. Copy the word.

Thursday Thursday

red _____

calendar _____

D. Write more words with *d*.

Show the words to your teacher.

Show the words to a classmate.

Master 26

Use after Lesson 2, page 50.

Name: _____ Date: _____ Class: _____

Unit 3: You're Sick

Life Skills: Using Polite Language

Read the sentences with a partner. Put the sentences in order.

Read the dialogues with a partner.

Dialogue A	Dialogue B
Could you repeat that?	Excuse me. Tuesday?
He has a stomachache.	I can't go to work Thursday.
Your son is sick.	No. Thursday.
A stomachache. He has a stomachache.	Oh. OK. See you Friday.
What's wrong?	

Master 27

Use with the Unit 3 Project, page 51.

Name: _____ Date: _____ Class: _____

Unit 3: You're Sick!

Unit 3 Project: Your Week

Write your activities for the week.

The week of: _____

Sunday <input type="checkbox"/>	
<input type="checkbox"/>	
Monday <input type="checkbox"/>	
<input type="checkbox"/>	
Tuesday <input type="checkbox"/>	
<input type="checkbox"/>	
Wednesday <input type="checkbox"/>	
<input type="checkbox"/>	
Thursday <input type="checkbox"/>	
<input type="checkbox"/>	
Friday <input type="checkbox"/>	
<input type="checkbox"/>	
Saturday <input type="checkbox"/>	
<input type="checkbox"/>	

Finished? Show your page to the class. Talk about your week.

Master 28a

Use to assess or review Unit 3.

Name: _____ Date: _____ Class: _____

Unit 3: You're Sick! Unit Checkup/Review

Part 1: Learning for Life

Write the time.



1. It's 6:30.



3. _____



2. _____



4. _____

Read the calendar. Write the day.

September			
5. <u>Monday</u>	6. _____	Wednesday	7. _____

Part 2: Listening

Listen and circle the word.

- | | | | | |
|----|-------------|-----------------|------------|------------|
| 1. | Sunday | <u>Saturday</u> | Monday | Wednesday |
| 2. | Monday | Tuesday | Saturday | Friday |
| 3. | 6:25 | 6:15 | 7:15 | 6:00 |
| 4. | She's sick. | She's fine. | He's sick. | He's fine. |
| 5. | ear | hair | arm | leg |
| 6. | headache | stomachache | earache | backache |



Master 28b

Name: _____ Date: _____ Class: _____

Part 3: Language

Write.

I'm It's She's ✓ He's It's He's


1. How's your husband? He's fine.
2. What day is today? _____ Tuesday.
3. What time is it? _____ 3:30.
4. How is your daughter? _____ fine.
5. How is your son? _____ sick.
6. How are you? _____ fine.

Part 4: Vocabulary

Write.

arm stomachache hand headache leg ✓ nose

1. nose
2. _____
3. _____
4. _____
5. _____
6. _____



Name: _____ Date: _____ Class: _____

Unit 4: Money! Money! Money!
Game: Spend! Spend! Spend!

TAKE ANOTHER TURN	Laundromat Pay \$10	Gas Station Pay \$15	Video Store Pay \$10	WORK
Bank Get \$20	Spend, Spend, Spend			
Supermarket Pay \$50				
Restaurant Pay \$20	GO BACK ONE	Bank Get \$50	Post Office Pay \$12	TAKE ANOTHER TURN
			Pharmacy Pay \$35	
			Bank Get \$40	
			Gas Station Pay \$10	
HOME 	Bank Get \$20	GO BACK ONE	Video Store Pay \$10	Supermarket Pay \$75

Count your money! The winner has the most money.

Master 30

Use after Lesson 1, page 56.

Name: _____ Date: _____ Class: _____

Unit 4: Money! Money! Money! Reading: The Letter T

A. Copy T and t.

T T _____
t t _____

B. Listen and write.

to _o _____
ten _en _____
two _wo _____
twenty _wenty _____
Tuesday _uesday _____
Tony _ony _____

C. Write more words with t. Copy the words.

1. repea t repeat
2. i _____
3. las _____
4. firs _____
5. poin _____
6. foo _____
7. amoun _____
8. eigh _____

Master 31


Use after Lesson 2, page 58.

Name: _____ Date: _____ Class: _____

Unit 4: Money! Money! Money!

Reading: Months

Cut out the letters. Use them to spell the 12 months.

a	a	a	a	A	a	A	
b	b	b	b	b	c	c	
c	D	e	e	e	e	e	
e	e	e	e	e	e	F	
g	h	i	J	J	J	l	
l	M	M	m	m	m	n	
n	N	O	o	o	p	p	
r	r	r	r	r	r	r	
r	r	s	S	t	t	t	
u	u	u	u	u	u	v	
y	y	y	y				

Master 32

Use after Lesson 2, page 59.

Name: _____ Date: _____ Class: _____

Unit 4: Money, Money, Money!

Life Skills: Writing a Check

Partner A — *speaks*.

Date: October 20, 2005

Amount: \$35.15

Pay to: Cool Light Electric

Signature: Luis Defaz

fold line here

Partner A — *writes*.

Luis Defaz 54 North Ave. West Beach, CA 92001	_____	1632
PAY TO THE ORDER OF _____	\$ <input type="text"/>	_____ DOLLARS
First Bank Los Angeles, CA 92005	MEMO _____	_____
⑆983042999⑆ 7854 003101⑆ 1632		



fold line here

Partner B — *writes*.

Marisol Osario 1220 W. Elm St. West Beach, CA 92001	_____	345
PAY TO THE ORDER OF _____	\$ <input type="text"/>	_____ DOLLARS
 Union Bank	MEMO _____	_____
⑆221271346⑆ 4672 926772⑆ 0345		

Partner B — *speaks*.

Date: February 16, 2006

Amount: \$135.87

Pay to: Hot Times Gas Company

Signature: Marisol Osario

Master 33

Use after Lesson 2, page 60.

Name: _____ Date: _____ Class: _____

Unit 4: Money! Money! Money!

Reading: The Letter F

A. Copy *F* and *f*.

F F _____
f f _____

B. Listen and write.

for ___or _____
form ___orm _____
fever ___ever _____
first ___irst _____
family ___amily _____
February ___ebruary _____
Friday ___riday _____

C. Write more words with *f*. Copy the words.

1. fifteen fifteen
2. fi__ty _____
3. wi__e _____
4. grand__ather _____
5. o__fice _____
6. hal__ _____



Master 34

Use with the Unit 4 Project, page 61.

Name: _____ Date: _____ Class: _____

Unit 4: Money, Money, Money!

Unit 4 Project: Places You Pay Cash



Get in a group. Assign a writer, timekeeper, reporter, and materials leader. The materials leader is the person who will get the handout and scissors and cut things out.

1. Write the names.

Writer _____

Timekeeper _____

Reporter _____

Materials Leader _____

2. Talk about the pictures. Ask and answer questions about the pictures.

Do you pay cash at the gas station? Yes, Jose pays cash.

3. Write a list of places people pay cash.

4. Report to the class. Listen and check the places on your list.

One Step Up

Write sentences about the class.

_____ students pay cash at the _____.

_____ students pay cash at the _____.

_____ students pay cash at the _____.

Master 35a

Use to assess or review Unit 4.

Name: _____ Date: _____ Class: _____

Unit 4: Money, Money, Money! Unit Checkup/Review

Part 1: Learning for Life

Write a check.

Armando Diaz 1234 Black Street Cambridge, MA 02139	② _____	8832
PAY TO THE ORDER OF ⑤ _____	\$	④ _____
⑥ _____	_____	DOLLARS
Savings Bank 1657 Norfolk St. Cambridge, MA 02139	MEMO ① For Electric Bill	③ _____
① 07798 2611 4500033221 8832		

1. For: electric bill
2. Date: October 23, 2005
3. signature: Armando Diaz
4. amount in numbers: \$78.65
5. pay to: Power and Light Company
6. amount in words: Seventy-eight and 65/100

Part 2: Listening

Listen. Circle.

- | | | | |
|------------------------|------------------|----------------|-------------|
| 1. He's at | the supermarket. | work. | the bank. |
| 2. I need change for a | hundred. | ten. | twenty. |
| 3. Yes, I have | four dollars. | four quarters. | four dimes. |
| 4. It's | 11/5. | 6/3. | 4/12. |
| 5. April is | M-A-R-C-H. | A-P-R-I-L. | J-U-L-Y. |
| 6. I need to cash a | coin. | change. | check. |



Master 35b

Name: _____ Date: _____ Class: _____

Part 3: Language

Write.

1. pay? / you / do / How _____ *How do you pay?*
2. name? / What's / your _____
3. birthday? / is / your / When _____
4. cash? / you / do / Where / pay _____

Answer the questions.

5. What's your name? _____
6. When is your birthday? _____

Part 4: Vocabulary

Write numbers.

1. five dollars and 25 cents _____ *\$5.25*
2. fifty cents _____
3. twenty-eight dollars and seventy cents _____

Write words.

4. 9/15/05 _____ *September 15, 2005*
5. 4/16/07 _____
6. 7/4/05 _____
7. 2/14/08 _____

Master 36

Use after Lesson 1, page 65.

Name: _____ Date: _____ Class: _____

Unit 5: No Milk

Life Skills: Organize Information

bananas	✓ chicken	potatoes	oranges	shrimp
apples	fish	tomatoes	beef	carrots

A. Write the words under the correct word.

Meat	Seafood
<i>chicken</i>	_____
_____	_____
_____	_____
Vegetables	Fruit
_____	_____
_____	_____
_____	_____

B. Now write the words in alphabetical order.

Meat	Seafood
1. <i>beef</i>	6. _____
2. _____	7. _____
Vegetables	Fruit
3. _____	8. _____
4. _____	9. _____
5. _____	10. _____

Master 37

Use after Lesson 1, page 65.

Name: _____ Date: _____ Class: _____

Unit 5: No Milk

Reading: The Letter H

A. Copy *H* and *h*.

H H _____
h h _____

B. Listen and write.

he _e _____
half _alf _____
hand _and _____
head _ead _____
home _ome _____
hospital _ospital _____
hundred _undred _____

C. Write more words with *h*. Copy the words.

1. headache headache
2. backache _____
3. three _____
4. fish _____
5. chicken _____
6. shrimp _____
7. eight _____
8. March _____

Master 38

Use after Lesson 2, page 68.

Name: _____ Date: _____ Class: _____

Unit 5: No Milk

Game: Match the Facts

Work with a partner. Pick up a problem. Do you have the answer?
If you do, put the answer with the problem.

Problems

$\begin{array}{r} \$80.00 \\ +20.00 \\ \hline \end{array}$	$\begin{array}{r} \$46.00 \\ + 3.00 \\ \hline \end{array}$	$\begin{array}{r} \$35.00 \\ +25.00 \\ \hline \end{array}$	$\begin{array}{r} \$56.40 \\ +13.10 \\ \hline \end{array}$
$\begin{array}{r} \$61.30 \\ +27.20 \\ \hline \end{array}$	$\begin{array}{r} \$25.50 \\ + 2.50 \\ \hline \end{array}$	$\begin{array}{r} \$54.00 \\ - 3.00 \\ \hline \end{array}$	$\begin{array}{r} \$89.00 \\ - 63.00 \\ \hline \end{array}$
$\begin{array}{r} \$66.50 \\ - 24.50 \\ \hline \end{array}$	$\begin{array}{r} \$55.50 \\ - 36.50 \\ \hline \end{array}$	$\begin{array}{r} \$95.50 \\ - 17.25 \\ \hline \end{array}$	$\begin{array}{r} \$78.25 \\ - 17.25 \\ \hline \end{array}$

Answers

\$28.00	\$49.00	\$100.00
\$60.00	\$69.50	\$88.50
\$51.00	\$42.00	\$26.00
\$78.25	\$61.00	\$19.00

Master 39

Use after Lesson 2, page 70.

Name: _____ Date: _____ Class: _____

Unit 5: No Milk Reading: The Letter L

A. Copy L and l.

L L _____
| | _____

B. Listen and write.

leg _eg _____

last _ast _____

list _ist _____

like _ike _____

less _ess _____

laundromat _aundromat _____

Lela _e_a _____

C. Write more words with l. Copy the words.

1. cerea_l cereal

2. schoo____

3. spel____

4. bi_____

5. nicke____

6. dol_ar

7. ha_f

8. midd_e




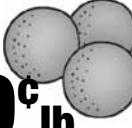

Master 41a

Use to assess or review Unit 5.

Name: _____ Date: _____ Class: _____

Unit 5: No Milk Unit Checkup/Review









Part 1: Learning for Life

<p>POTATOES 5 lb. bag</p>  <p>\$2²⁵</p>	<p>TOMATOES 2 lb. basket</p>  <p>\$1⁸⁹</p>	<p>APPLES</p>  <p>59¢ lb.</p>	<p>ORANGES</p>  <p>89¢ lb.</p>	<p>BREAD 1 Loaf</p>  <p>\$1²⁹</p>
---	--	--	---	---

- How many pounds is a bag of potatoes? 5 pounds
- How many pounds is a basket of tomatoes? _____
- How much are apples? _____
- Oranges? _____
- What costs less, the bread or the potatoes? _____
- What costs less, the apples or the oranges? _____

Part 2: Listening

Listen. Circle.

- a. bread b. noodles c. rice d. milk
- a. potatoes b. carrots c. tomatoes d. oranges
- a. oil b. tea c. water d. coffee
- a. apples b. bananas c. carrots d. oranges
- a.  b.  c.  d. 
- a.  b.  c.  d. 

Master 41b

Name: _____ Date: _____ Class: _____

Part 3: Language

Write.

bananas	chicken	potatoes	oranges	shrimp
apples	✓ fish	tomatoes	beef	carrots

1. For dinner, I like fish.
2. For breakfast, I like _____.
3. For lunch, I like _____.

Write three foods you need at home.

4. I need chicken.
5. _____
6. _____
7. _____

Part 4: Vocabulary

Write the words.

apples	✓ beef	carrots	chicken	juice
milk	oranges	potatoes	✓ bananas	water

Meat

1. beef
2. _____

Vegetables

6. _____
7. _____

Drinks

3. _____
4. _____
5. _____

Fruits

8. bananas
9. _____
10. _____

Master 42

Use after Lesson 2, page 79.

Name: _____ Date: _____ Class: _____

Unit 6: Hurry Up! Reading: The Letter S

A. Copy S and s.

S S _____

s s _____

B. Listen and write.

snowy ___nowy _____

sunny ___unny _____

shorts ___hort___ _____

sunglasses ___ungla___e___ _____

boots boot___ _____

bus bu___ _____

signs ___ign___ _____

C. Write more words with s. Copy the words.

1. j e a n s
_____ jeans _____

4. ___t___p

2. s___r___s

5. h___s___t___

3. sc_____

6. ___t___j___

Show the words to your teacher. Show the words to a classmate.

Master 43

Use after Lesson 2, page 79.

Name: _____ Date: _____ Class: _____

Unit 6: Hurry Up! Reading: The Letter R

A. Copy R and r.

R R _____

r r _____

B. Listen and write.

rainy __ainy _____

read __ead _____

rice __ice _____

repeat __epeat _____

ride __ide _____

railroad __ailroad _____

Ron __on _____

C. Write more words with r. Copy the words.

1. sweater sweater _____

6. quate _____

2. mothe _____

7. weathe _____

3. wa m _____

8. o de _____

4. ski t _____

9. b othe _____

5. fathe _____

10. siste _____

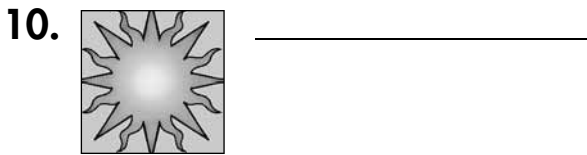

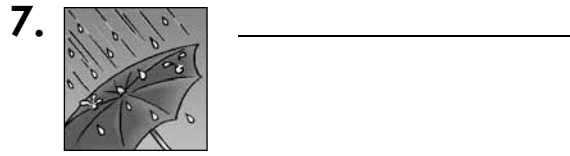
Master 44

Use after Lesson 2, page 79.

Name: _____ Date: _____ Class: _____

Unit 6: Hurry Up! Life Skills: Organize Information

Look. Write.



weather

clothing

places

rainy

Master 45

Use after Lesson 2, page 79.

Name: _____ Date: _____ Class: _____

Unit 6: Hurry Up!

Game: Match the Words

Column 1	Column 2
hot	90°+
cold	0°– 39°
warm	70°– 89°
cool	40°– 69°
umbrella	rainy
boots	snowy
sunglasses	sunny
coat	cold
drive	a car
take	a bus
ride	a bicycle
bus	stop
train	station
police	department

Read and say the words to your teacher.

Master 46 Use with the Unit 6 Project, page 81.

Name: _____ Date: _____ Class: _____

Unit 6: Hurry Up!
Unit 6 Project: Make a Class Map

A. Write the names of students in your group.

_____	_____
_____	_____
_____	_____

B. Write addresses of students.

Name	Address
_____	_____
_____	_____
_____	_____
_____	_____
_____	_____
_____	_____

C. Write about a place in your community.

The address for _____ is _____

The phone number for _____ is _____.

Master 47a

Use to assess or review Unit 6.

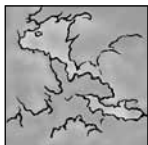
Name: _____ Date: _____ Class: _____

Unit 6: Hurry Up! Unit Checkup/Review

Part 1: Learning for Life

Write the weather.


Wednesday



Thursday



Friday



Saturday



Sunday



1. Friday _____ sunny _____
2. Sunday _____
3. Thursday _____
4. Saturday _____
5. What's the weather today? _____

Part 2: Listening

Listen and circle.

1. It's rainy. It's windy. It's cloudy.
2. No, it isn't. Yes, I do. It sure is!
3. Yes, I do. No, I don't. No, I do.
4. It's 19°. It's 90°. It's 99°.

Part 3: Language

Answer *yes* or *no*.

1. Do you have an umbrella? Yes, I do.
2. Do you walk to school? _____
3. Do you drive to school? _____
4. Do you work? _____





Master 47b

Name: _____ Date: _____ Class: _____

Part 4: Vocabulary

Match.

1.  skirt
gloves
jeans

2.  shorts
sunglasses
sweater

3.  jeans
sweater
jacket

4.  shirt
skirt
shorts


5.  raincoat
umbrella
boots


6.  coat
skirt
jeans


Write.


7.  train station

8.  _____

9.  _____

10.  _____

11.  _____

12.  _____

Answers and Listening Scripts

English Beginnings A: Cecile's Day

Master 9 Reading: Letters and Numbers

	5	6	7	8
C	C	H	A	T
D	T	A	S	K
	1	2	3	4
A	R	E	A	D
B	C	O	P	Y

English Beginnings B: Omar's Day

Master 11 Reading: Find the Letter

Partner B follows directions.

2. C**e**cile
3. alph**h**abet
4. park**o**ing lot
5. off**i**ce
6. hom**e**
7. list**e**n
8. pharm**a**cy

Partner A follows directions.

2. r**e**ad
3. v**i**deo
4. stor**e**
5. wh**i**te
6. orang**e**
7. eigh**t**
8. z**e**ro

Master 15 Listening Script

- A** Number one, check.
Number two, learn.
Number three, read.
Number four, write.
Number five, point.
Number six, listen.
Number seven, repeat.
Number eight, speak.
- B** Number twelve, notebook.
Number thirteen, pen.
Number fourteen, book.
Number fifteen, home.
Number sixteen, classroom.
Number seventeen, teacher.
Number eighteen, pencil.
Number nineteen, student.

Unit 1 Checkup/Review

Master 17 Listening Script

1. Teacher: How many pencils are there?
Student: Eleven pencils.
2. Student: Is this a classroom?
Teacher: No, it's an office.
Student: What?
Teacher: An office.
3. Teacher: Class, look at the board.
Student: Excuse me?
Teacher: Look.
4. Teacher: Read the book, Marina.
Student: OK.
Teacher: Read.
5. Teacher: You're in classroom number 4.
Student: What?
Teacher: Your classroom—it's number 4.
6. Student: We need fourteen books.
Teacher: How many books?

Student: Fourteen books.

Answers

Part 1 (5 points each)

- 2, 3. Answers will vary.
5. twelve and 00/100
6. eleven and 00/100
7. sixteen and 00/100

Part 2 (5 points each)

2. an office
3. look
4. read
5. classroom
6. fourteen books

Part 3 (5 points each)

2. pens
3. school
4. notebooks
5. teacher

Part 4 (5 points each)

2. speak
3. *read* checked
4. *school* circled
5. listen
6. *office* checked
7. *classroom* circled

Unit 2 Checkup/Review

Master 22 Listening Script

1. Ina: Who's that?
Louise: That's my mother.
2. Ina: Who's that?
Louise: That's my daughter, Veronica.
3. Louise: Who's that?
Ina: That's my son, Victor.
4. Raul: Who's that?
Mark: That's my wife, Susana.
5. Mark: Who's that?

Raul: That's my grandson, Philip.

6. Mark: Who's that?

Louise: That's my grandfather.

Answers

Part 1 (5 points each)

2. 42-09-7-18
3. 2592 Purple St.
4. 60126
5. 773-555-9287
6. IL

Part 2 (5 points each)

2. daughter
3. son
4. wife
5. grandson
6. grandfather

Part 3 (5 points each)

2. he
3. she
4. you
5. they

Part 4 (5 points each)

2. 22
3. 30
4. 28
6. He is a husband.
7. She is a daughter.
8. They are women.

Unit 3: You're Sick!

Master 26 Life Skills: Using Polite Language

Dialogue A

- 1: Your son is sick.
- 2: What's wrong?
1: He has a stomachache.
2: Could you repeat that?
1: A stomachache. He has a stomachache.

Dialogue B

- 1: I can't go to work Thursday.
- 2: Excuse me. Tuesday?
- 1: No. Thursday.
- 2: Oh. OK. See you Friday.

Unit 3 Checkup/Review

Master 28 Listening Script

- 1. Dan: What day is today?
Lu: It's Saturday!
- 2. Lu: Is today Thursday?
Dan: No, it's Friday.
- 3. Lu: Is it 6:30 yet?
Dan: No, it's just 6:15.
- 4. Lu: How's your son?
Dan: He's sick.
- 5. Lu: What's wrong?
Dan: It's his ear.
- 6. Dan: He has an earache.

Answers

Part 1 (5 points each)

- 2. It's 2:00.
- 3. It's 9:15.
- 4. It's 10:45.
- 6. Tuesday
- 7. Thursday

Part 2 (5 points each)

- 2. Friday
- 3. 6:15
- 4. He's sick.
- 5. ear
- 6. earache

Part 3 (5 points each)

- 2. It's Tuesday.
- 3. It's 3:30.
- 4. She's fine.
- 5. He's sick.

6. I'm fine.

Part 4 (5 points each)

- 2. arm
- 3. hand
- 4. leg
- 5. headache
- 6. stomachache


Unit 4: Money, Money, Money!

Master 31 Reading: Months

- January
- February
- March
- April
- May
- June
- July
- August
- September
- October
- November
- December

Master 32 Life Skills: Writing a Check

Luis DeFaz 54 North Ave. West Beach, CA 92001	1632 <u>October 20, 2005</u>
PAY TO THE ORDER OF <u>Cool Light Electric</u>	\$ <u>35.15</u>
<u>Thirty Five and 15/100</u> DOLLARS	
First Bank Los Angeles, CA 92005	<u>Luis DeFaz</u>
MEMO _____	
⑆ 983042999⑆ 7854 003101 1632	

Marisol Osario 1220 W. Elm St. West Beach, CA 92001	345 <u>February 16, 2006</u>
PAY TO THE ORDER OF <u>Hot Times Gas Company</u>	\$ <u>135.87</u>
<u>One Hundred Thirty Five and 87/100</u> DOLLARS	
 Union Bank	<u>Marisol Osario</u>
MEMO _____	
⑆ 221271346⑆ 4672 926772 0345	

Unit 4 Checkup/Review

Master 35 Listening Script

1. Sophia: Where's Armando?
Hal: He's at the bank.
2. Hal: Can I help you?
Sophia: I need change for a hundred.
3. Hal: Do you have change for a dollar?
Sophia: Let me see. Yes, I have four quarters.
4. Sophia: What's the date?
Hal: It's June third.
5. Hal: How do you spell April?
Sophia: April is A-P-R-I-L.
6. Sophia: Where are you going?
Hal: To the bank. I need to cash a check.

Answers

Part 1 (5 points each)

Armando Diaz 1234 Black Street Cambridge, MA 02139	8832
October 23 2005	
PAY TO THE ORDER OF <u>Power and Light Company</u> \$ <u>78.65</u>	
<u>Seventy-eight and 65/100</u> DOLLARS	
Savings Bank 1657 Norfolk St. Cambridge, MA 02139	
MEMO <u>For Electric Bill</u> <u>Armando Diaz</u>	
⑆07798 26⑆⑆ 450003322⑆ ⑈ 8832	

Part 2 (5 points each)

2. hundred
3. four quarters
4. 6/3
5. A-P-R-I-L
6. check

Part 3 (5 points each)

2. What's your name?
3. When is your birthday?
4. Where do you pay cash?
5. Answers will vary.
6. Answers will vary.

Part 4 (5 points each)

2. \$.50
3. \$28.70

5. April 16, 2007
6. July 4, 2005
7. February 14, 2008

Unit 5: No Milk!

Master 36 Life Skills: Organize Information

A. Meat	Vegetables	Seafood	Fruit
chicken	potatoes	shrimp	bananas
beef	tomatoes	fish	apples
	carrots		oranges
B. Meat	Vegetables	Seafood	Fruit
1. beef	3. carrots	6. fish	8. apples
2. chicken	4. potatoes	7. shrimp	9. bananas
	5. tomatoes		10. oranges

Master 38 Game: Match the Facts

\$80.00
+20.00
 \$100.00

\$61.30
+27.20
 \$88.50

\$66.50
- 24.50
 \$42.00

\$46.00
+ 3.00
 \$49.00

\$25.50
+ 2.50
 \$28.00

\$55.50
- 36.50

\$19.00

\$35.00
+25.00

\$60.00

\$54.00
- 3.00

\$51.00

\$95.50
- 17.25

\$78.25

\$56.40
+13.10

\$69.50

\$89.00
- 63.00

\$26.00

\$78.25
- 17.25

\$61.00

Unit 5 Checkup/Review

Master 41 Listening Script

1. An: Do we have bread?
Cam: No, we don't have any bread.
An: I'll buy some.
2. Cam: Can you buy some tomatoes?
An: What?
Cam: Some tomatoes. Buy some tomatoes.
3. An: When you go to the store, please pick up some coffee.
Cam: A pound of coffee?

An: No, buy two pounds of coffee.

4. Cam: Honey, can you help me with the grocery list?

An: Sure. Do we need carrots?

Cam: Yes, we do. Carrots.

5. Cam: Honey, can you help me with the grocery list?

An: Okay. I think we need noodles.

Cam: We *do* need noodles.

6. An: Are you going to the store?

Cam: Yes.

An: Buy some chicken for dinner.

Answers

Part 1 (5 points each)

2. 2 pounds
3. \$.59/lb.
4. \$.89/lb.
5. bread
6. apples

Part 2 (5 points each)

2. c. tomatoes
3. d. coffee
4. c. carrots
5. b. noodles
6. d. chicken

Part 3 (2, 3 – 4 points each; 5, 6, 7 – 6 points each)

Answers will vary.

Part 4 (3 points each)

Order may vary.

Meat: chicken, beef

Drinks: juice, milk, water

Vegetables: carrots, potatoes

Fruit: apples, bananas, oranges

Unit 6: Hurry Up!

Master 42 Reading: The Letter S

- C. 2. shorts 4. stop 6. station
3. school 5. hospital

Master 44 Life Skills: Organize Information

1. train station
2. skirt
3. sweater
4. coat
5. jeans
6. police department
7. rainy
8. school
9. snowy
10. sunny

Weather	Clothing	Places
rainy	jeans	train station
snowy	skirt	police department
sunny	sweater	school
	coat	

Master 45 Game: Match the Words

hot, 90°+
cold, 0°–39°
warm, 70°–89°
cool, 40°–69°
umbrella, rainy
boots, snowy
sunglasses, sunny
coat, cold
drive, a car
take, a bus
ride, a bicycle
bus, stop
train, station
police, department

Unit 6 Checkup/Review

Master 47 Listening Script

1. Rose: How's the weather?
Jake: It's windy.
2. Jake: It's a nice day.
Rose: It sure is!
3. Rose: Do you have my umbrella?
Jake: No, I don't.
4. Jake: What's the temperature for tomorrow?
Rose: 90 degrees.

Answers

Part 1 (5 points each)

2. windy
3. rainy
4. snowy
5. Answers may vary.

Part 2 (5 points each)

2. It sure is!
3. No, I don't.
4. 90 degrees

Part 3 (5 points each)

2–5 Yes, I do. OR No, I don't. for each.

Part 4 (5 points each)

2. sweater
3. jacket
4. shirt
5. boots
6. jeans
8. school
9. railroad crossing
10. clinic
11. bus stop
12. stop